



Mission: Champions for a Drug-Free Grant County works with the community to reduce and prevent substance use and violence among youth, their families, and those in future generations.

Meeting Minutes
Date: 5/1/2023

Attendance

X	Abby Beausir <i>NKISP/NKCES</i>		Katrina Davis <i>Humana</i>		Riley Colson <i>SES FRC</i>
	Amanda Conn Starnier <i>PreventionFirst! Sr. Director</i>		Kelly West <i>Williamstown FRYSC</i>		Robin Webster <i>RMB Agency</i>
	Carrie Coleman <i>GC Parks & Rec</i>		Lauren Kathman <i>NKYHD Harm Reduction</i>		Ronda Smith <i>GC CDW</i>
	Caryn Scheiding <i>WIS Elem. Counselor</i>		Leslie Salsbury <i>Passport Health</i>		Sarah Bishop <i>NorthKey</i>
	Christi Jefferds <i>NKISP/NKCES</i>	X	Linda Bates <i>WellCare</i>		Sarah Dills <i>Parent/Community Member</i>
	Christina Weinel <i>NKODCP/NKADD</i>		Lisa Anglin <i>St. Elizabeth Community Liaison</i>		Sarah Lowe <i>Legal Aid Bluegrass</i>
	Danielle Haley- <i>Business Official</i> <i>GC Schools Public Info Officer</i>		Lorie Dunn <i>Ext. Office - SNAP Education</i>	X	Sarah Paige Wood - <i>Interim Chair</i> <i>Owen Co. DFC</i>
	David Borton <i>CMZ FRC</i>		Marianne Smith <i>DRE FRC</i>		Seth Steele <i>NKYHD Harm Reduction Educator</i>
	Dannyn (Dash) Qualls-Gibeau <i>NorthKey</i>		Marsha Bach <i>NKYHD Programs Manager</i>		Shania Board <i>Anthem Medicaid</i>
	Deacon Dzierzawski <i>Evaluator - Epiphany</i>		Mary Schneider <i>Ext. Office - Cancer Control</i>		Tatiana Bradley <i>BKYHD</i>
X	Emily Dade - <i>Vice Chair</i> <i>GCMS YSC</i>	X	Matt Hawkins <i>NKYHD</i>		Todd Cummins <i>Chief Deputy</i>
	Jamie Baker <i>Chamber of Commerce</i>		Michelle Klein <i>NKISP/NKCES</i>		Tyler Mullins <i>GCHS YSC</i>
	Jason Frilling <i>GCMS Principal</i>		Natasha Trauth <i>NorthKey</i>	X	Lori Webb <i>St. Elizabeth</i>
	Jeff Colon <i>Pastor Lighthouse</i>		Nicole Frevola <i>NorthKey Collab. Specialist</i>		
X	Jodi Clifford <i>St. Elizabeth Nursing Director</i>		Richard Langley <i>NKODCP/NKADD</i>		
	Karla Hurley <i>MCE FRC</i>		Richmond A. <i>NKY Health - Tobacco Educator</i>		

In-Kind Time Reporting: 202.2 miles to/from field trip meeting site reported on sign in sheet

Monthly Reports (Attached)

- **Substance Update**
 - Bus driver reported another vape shop has opened in Crittenden (plaza next to Dollar General) within walking distance from Harvesters
- **Coordinator's Report**
- **Budget Overview**
 - \$67,325.27 Budget Remaining



Mission: *Champions for a Drug-Free Grant County works with the community to reduce and prevent substance use and violence among youth, their families, and those in future generations.*

Meeting Minutes

Date: 5/1/2023

- 75.22% of required In-Kind Match
- **REACH Dashboard** (year to date)

Old Business: Vice Chair & Secretary Positions Open

New Business: Coalition Field Trip Resources (Attached)

- Environmental Scanning 101
 - Outlet Density & Resource Maps (Epiphany Community Services)
- Using the links below you can zoom in, etc!

Resource Map:

https://public.tableau.com/views/GrantCountyResourcesMap2_9_2023/Resources?:language=en-US&publish=yes&:display_count=n&:origin=viz_share_link

Outlet Map:

https://public.tableau.com/views/GrantCountyResourcesMap2_9_2023/Outlets?:language=en-US&publish=yes&:display_count=n&:origin=viz_share_link


Overlap Map (Both Maps):

https://public.tableau.com/views/GrantCountyResourcesMap2_9_2023/ResourcesandOutlets?:language=en-US&publish=yes&:display_count=n&:origin=viz_share_link

*NOTE: The Resource Map was created based off our Community Resource Assessment and includes organization that participated in the survey - this is not an exclusive representation of all available resources in our community

- Rural vs. Urban KIP Data (NKISP)
 - Due to SB 150, KIP Survey may be pushed back to 2024 instead of 2023

Next Meeting: June 5th 10 a.m. - 11 a.m. via Zoom

April 2023	<i>Marijuana</i>	<i>Alcohol</i>	<i>Other</i>
Coalition Work 		<ul style="list-style-type: none"> Alcohol Compliance Grant - ongoing 	<ul style="list-style-type: none"> Collaboration/Planning for specific partner programs/community events End of school year/transition events
Trends & Observations			Bendaryl Tik Tok Challenge - Take 12-14 pills/tablets to induce a hallucination which is recorded and posted to social media
Data & Trainings		Kentucky Prevention Network Trainings for Alcohol Awareness Month/Mental Health Awareness Month	Youth Mental Health First Aid Training @ Grant County Extension Office FREE to attend <i>and</i> lunch is provided; PD Hours available; Registration closes April 25th; Pre-Work Assignments
Legislation			SB 150 “Anti-Trans” Bill <ul style="list-style-type: none"> Prevention Programs <ul style="list-style-type: none"> Sources of Strength Data Collection (KIP Survey) <ul style="list-style-type: none"> Passive → Active Consent Removal of Gender & Sexuality Questions School Staff <ul style="list-style-type: none"> Cannot ask/initiate conversation If told by student, must report to parent GSA/LGBTQ support groups Ky PES Legislative Updates
Action Items			



Coordinator's Report **April 2023**

DFC Goal One: Increase Community Collaboration

- 4H YSUPST (NorthKey)
- Grant County Resource Team Meeting
- FFLAG (Fitness for Life Around Grant County) Meeting
- Patriots Landing (Magnified Giving - GCMS Sources of Strength)
- RSVP Volunteer help with Summer Reading Kick Off bags
- GCBOE Intern help with Youth Dash bags
- GCMS Advisory Council Meeting
- Rural Coordinator Meeting - Opioid Abatement Grant
- 2023 Regional Youth Summit Planning (Mental Health)
- NKISP Podcast

DFC Goal Two: Reduce Youth Substance Use

- GCHS Career Fair w/ NorthKey
- GCHS Prom Committee collaborations (tickets & pledge photobooth)
- GCMS Cessation Sessions
- Sherman Elementary Lunch Bunch Groups (6th grade transition)
- Alcohol Compliance Checks (NKY ASAP Grant) ongoing
- Sources of Strength Week 4/24 - 4/28
- Dinner Table Project

Administrative

- REACH Evaluation Software
- WellCare Monthly Report for Dinner Table Funding
- Monthly Sources of Strength Report
- Quarterly Draw Down

Training

- Kentucky Prevention Network (KPN) Spring Training Series
 - Alcohol Retailer Panel
 - Alcohol Policies and A Community Approach to Reduce Community Harms

Media

- Facebook/Instagram
- Website



DFC Grant Monthly Budget Overview

April 2023

Expense Category	MTD Actual	YTD Actual	YTD Budget	YTD Budget Remaining	Notes
Salary & Fringe	\$3,799.34	\$26,656.86	\$50,555.00	\$23,898.14	
Contract	\$4,549.00	\$10,255.10	\$25,820.00	\$15,564.90	ECS Evaluation Services payments 2 and 3, Youth Marijuana Prevention Conference Registration, FFLAG Youth Dash Sponsorship
Rental	\$0.00	\$0.00	\$300.00	\$300.00	
Communications	\$0.00	\$0.00	\$0.00	\$0.00	
Radio & Television	\$0.00	\$0.00	\$0.00	\$0.00	
Newspaper Advertising	\$0.00	\$1,725.00	\$0.00	-\$1,725.00	
Print/Bind Publications	\$494.70	\$4,447.60	\$6,000.00	\$1,552.40	DTP April-June
Travel	\$917.14	\$4,327.69	\$22,308.00	\$17,980.31	Evaluator Site Visits 1/5, 2/6, 2/22
General Supplies	\$1,617.24	\$8,062.48	\$17,817.00	\$9,754.52	Project Grad - WHS & GCHS, Misc. Program/Event Supplies, Fanny Packs
Incentives	\$200.00	\$200.00	\$0.00	\$0.00	Gift Cards - Prom Pledge Photobooth
Tech Software	\$0.00	\$2,000.00	\$2,000.00	\$0.00	
Totals	\$11,577.42	\$57,674.73			
Total Budget			\$124,800.00		
Total Remaining Balance				\$67,325.27	
DFC In-Kind Support					75.22% to goal of \$156,250 125% of \$125,000

Start Date:

End Date:

Outputs
317

Specific Goal 77.5%

Organizational Improvements
18

People Served
5,441

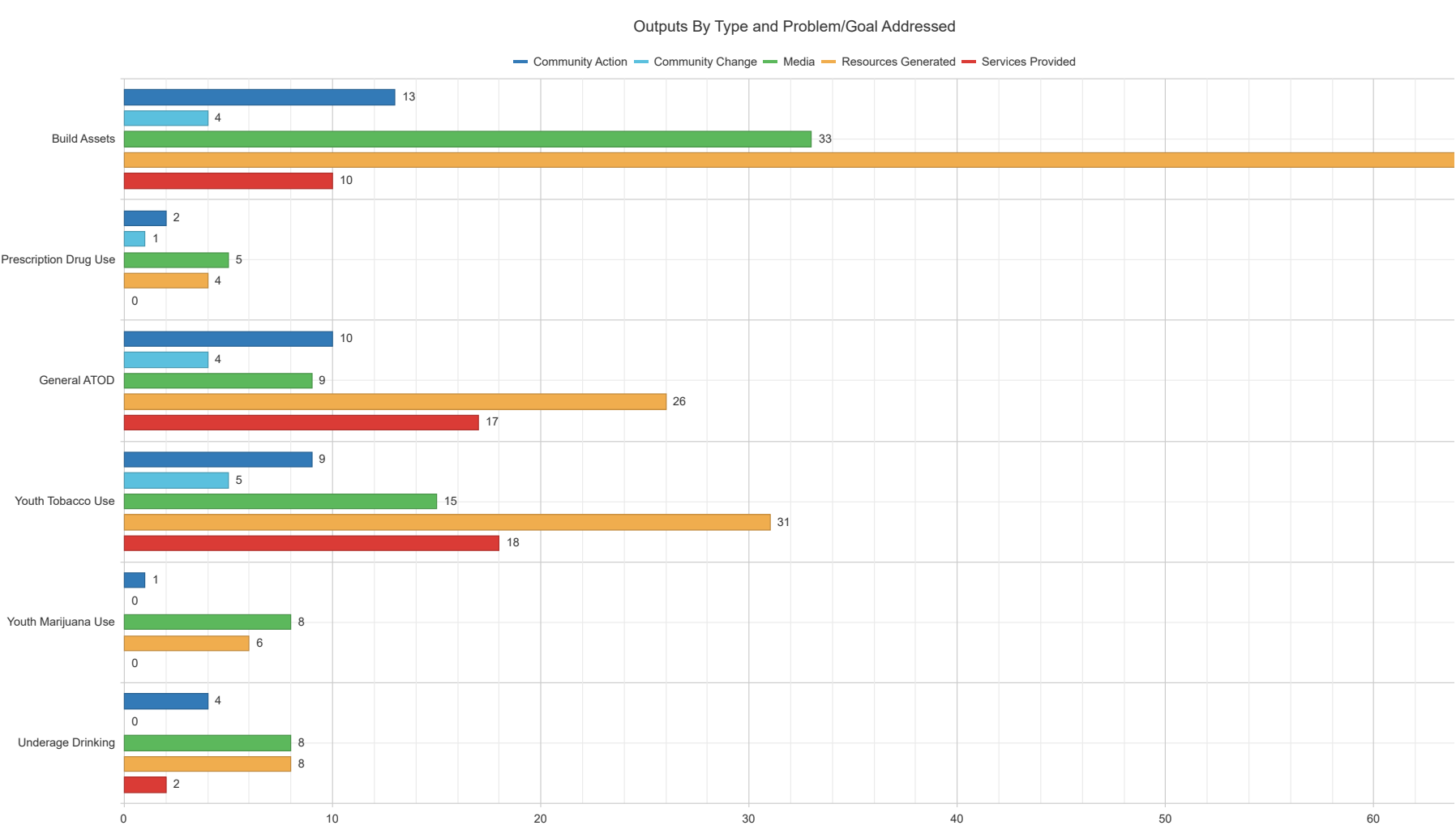
People Reached Through Media
145,647

Value Generated
\$94,030.33

Include Pending Items

[Refresh](#)

- [Accomplishments/Outputs](#)
- [Community Action](#)
- [Community Change](#)
- [Media](#)
- [Resources Generated](#)
- [Services Provided](#)
- [Organizational Improvements](#)
- [Strategies](#)
- [Strategies and Problems](#)



4 P's of Environmental Scan

Elements of the Environment

1. The price of the drug/alcohol
2. The manner and extent in which it is promoted
3. How the product is viewed
4. The places where it is available

In general, the more a drug is physically available, affordable, attractive as both a reinforcer and social symbol, and accepted by an individual's peers, the more likely it is that it will invite experimentation and continued use.

Products

- High Potency
- New
- Flavored
- Designed to look identical to non-alcoholic/nicotine

Place

- Retail Placement (next to non-alcoholic/nicotine)
- Density: Number of Outlets in Specific Area
- Public Events

Price

- Happy Hours
- Free Samples
- Travel Size - easy to steal

Promotion

- Exterior Advertising
- Interior Ads
- Line-of-Sight Ads

Tips for Conducting Successful Scans

1. Engage youth and adults, if possible
2. Review the scan tool
3. Develop a store scan protocol
4. Always purchase an item (e.g., snack item)
5. Document ASAP

Environmental Scan = just looking

Compliance Check = try to purchase w/o I.D

Using youth under age 21 to conduct compliance checks are considered Enforcement Based, law enforcement (off duty, civilian clothes) must be present and violation must be reported to regulating agency.

Using person(s) over age 21 to conduct compliance checks are considered Non-Enforcement Based, law enforcement does not have to be present and “violations” do not have to be reported to regulating agencies as nothing illegal has occurred.



Environmental Scan

Date Completed: _____ **Business Name:** _____

Completed By: _____ **Business Location:** _____

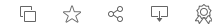
Circle One: Gas Station Convenience Store Grocery Store Liquor Store/Vape Shop

External (windows, gas pumps, marquees, etc.)		<i>Completed by Coalition Staff</i>
Are "WE ID" or "No Entry Under 21" signs posted?	Y/N	
How many signs/advertisements are posted?	#	%
→ are related to alcohol ?	#	%
→ are related to tobacco ?	#	%
→ are related to CBD/THC ?	#	%
→ are store made ?	#	%
→ are professional/brand designed ?	#	%
→ are offering "sale", reduced price, etc. ?	#	%
In your opinion, do the ads market/appeal to youth?	Y/N	
Explanation, if applicable:		
Overall does the external appearance make you feel comfortable and safe?	Y/N	
Explanation, if applicable:		
Is the store within 500 feet of a (circle all that apply)... school church playground recreational facility daycare facility		

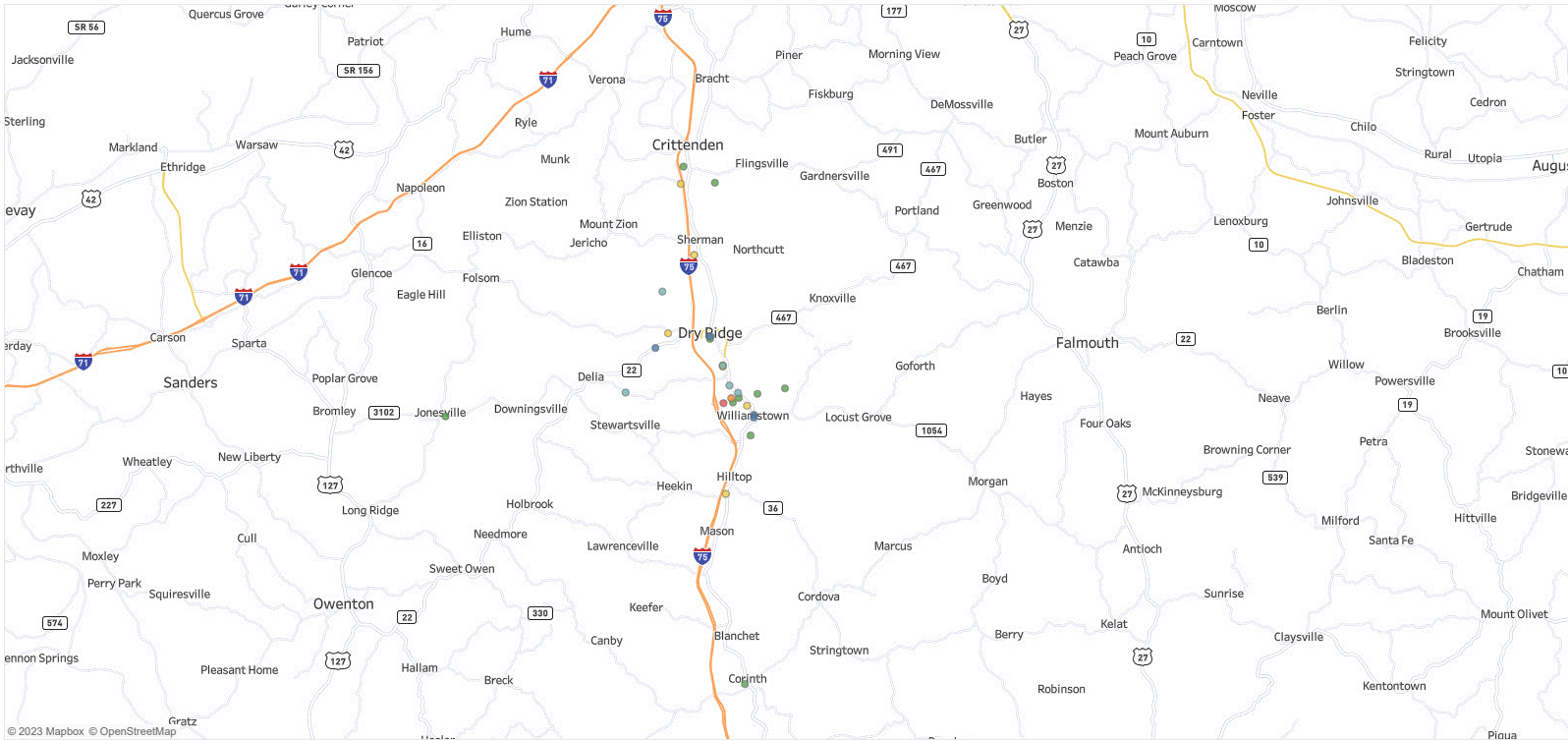
Internal				
Are products placed... (check all that apply)	By Checkout?	Behind Counter?	Back of Store?	Out of "sightline" of checkout?
Tobacco				
E-cigarettes/Vape				
Alcohol – single serve				
Alcohol – case				
Are products located next to 'food' items? (i.e. single serve next to energy drinks)				Y/N
In your judgement, would it be easy for youth to unintentional try to purchase any of these products (i.e. alcopops that look like energy drinks)?				Y/N
In your judgement, would it be easy to steal any of these products? Please specify.				Y/N

New to Tableau Public? [Read our step-by-step guide](#) to getting started on your own data visualization journey.

Grant County Resources Map 2.9.2023 by [Laura Brinson](#)



Grant County Resources* Map



- Agency Type**
- Church
 - Government
 - Mental Health/Substance Abuse Agency
 - Non-Profit/Civic/Volunteer
 - Park
 - School

*The Grant County Resources depicted in this map are those that participated in Champions for a Drug-Free Grant County's Community Resource Assessment, and therefore are not representative of all of the resources in Grant County.

Details

☆ 0 👁 18

Grant County Resources Map 2.9.2023

Published: Feb 9, 2023 **Updated:** Feb 9, 2023

English (US) ▾

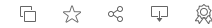
[System Status](#) [Blog](#) [FAQ](#) [About](#) [Tableau Products](#) [Careers](#) [Contact Us](#)

[LEGAL](#) [PRIVACY](#) [DATA POLICY](#) [UNINSTALL](#) [COOKIE PREFERENCES](#) [🗨 YOUR PRIVACY CHOICES](#)



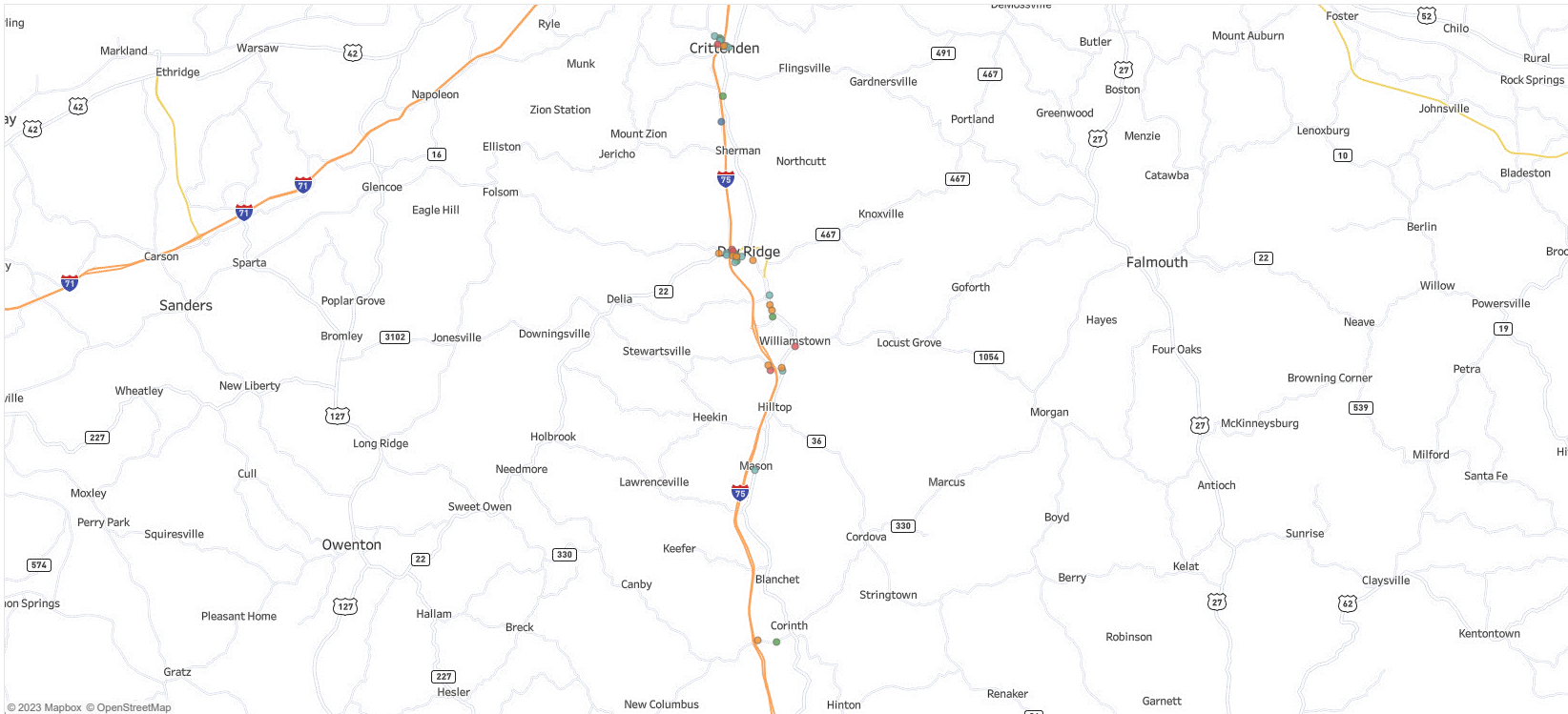
New to Tableau Public? Read our step-by-step guide to getting started on your own data visualization journey.

Grant County Resources Map 2.9.2023 by Laura Brinson



Grant County Outlet Density Map
(Establishments That Sell Alcohol and/or Tobacco)

- Establishment Type
- Bar
 - Drive Thru
 - Restaurants (With Bars)
 - Retailer
 - Self-Checkout/Grocery Pick-Up



Details

☆ 0 👁 23

Grant County Resources Map 2.9.2023

Published: Feb 9, 2023 **Updated:** Feb 9, 2023

English (US) ▾

[System Status](#) [Blog](#) [FAQ](#) [About](#) [Tableau Products](#) [Careers](#) [Contact Us](#)

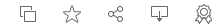
[LEGAL](#) [PRIVACY](#) [DATA POLICY](#) [UNINSTALL](#) [COOKIE PREFERENCES](#) [YOUR PRIVACY CHOICES](#)





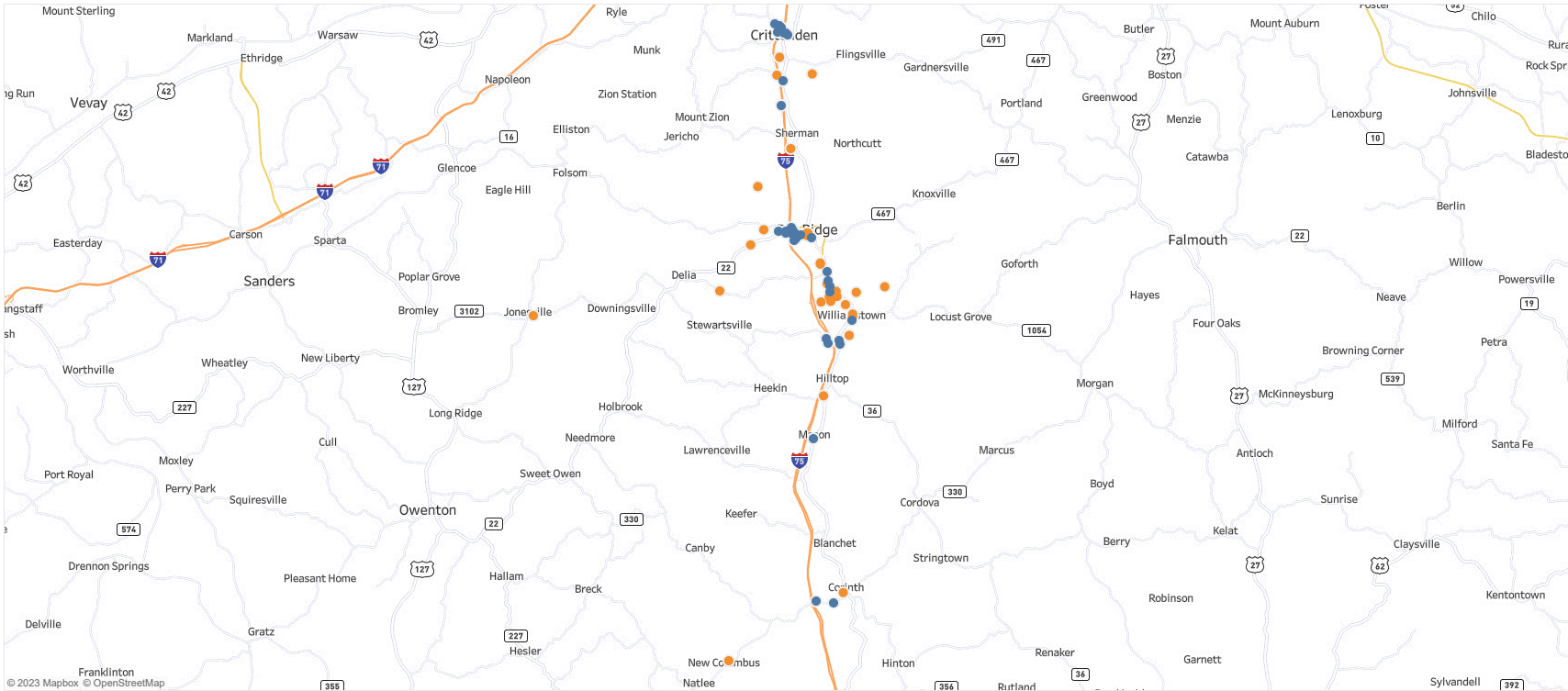
New to Tableau Public? Read our step-by-step guide to getting started on your own data visualization journey.

Grant County Resources Map 2.9.2023 by Laura Brinson



Grant County Resources* and Outlet Density Map (Establishments That Sell Alcohol and/or Tobacco)

Resource/Outlet
● Outlet
● Resource



*The Grant County Resources depicted in this map are those that participated in Champions for a Drug-Free Grant County's Community Resource Assessment, and therefore are not representative of all of the resources in Grant County.

Details

☆ 0 👁 24

Grant County Resources Map 2.9.2023

Published: Feb 9, 2023 **Updated:** Feb 9, 2023

English (US) ▾

[System Status](#) [Blog](#) [FAQ](#) [About](#) [Tableau Products](#) [Careers](#) [Contact Us](#)

[LEGAL](#) [PRIVACY](#) [DATA POLICY](#) [UNINSTALL](#) [COOKIE PREFERENCES](#) [YOUR PRIVACY CHOICES](#)



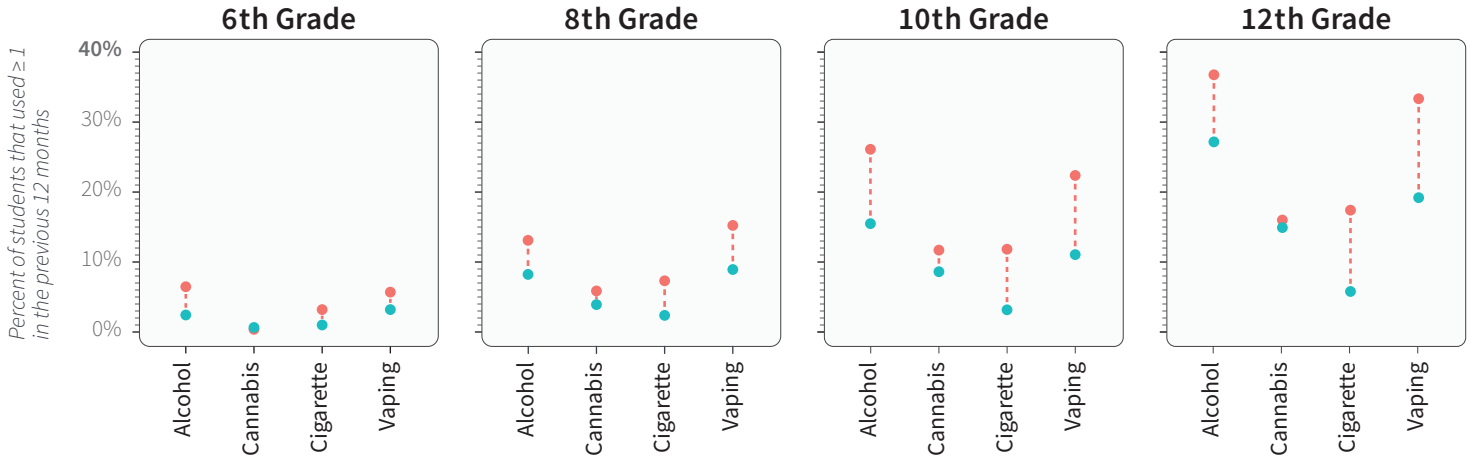
Data indicates that NKCES rural districts are in higher need of services

Rural drug usage is higher while risk perception is lower compared to urban/suburban districts

Student Substance Use Is Higher in Rural Districts

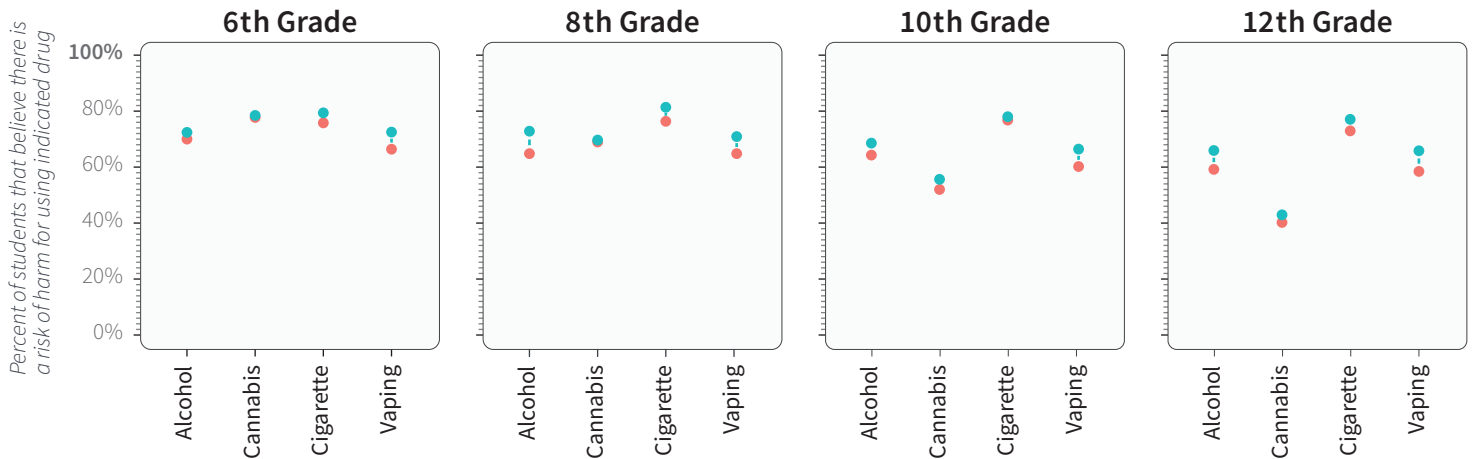
● Rural ● Urban/Suburban

All grades in NKCES rural districts show higher substance use than urban/suburban districts across categories, except for 6th Grade cannabis use (which is low). Alcohol and vaping are most used across all grade levels according to the 2021 data.



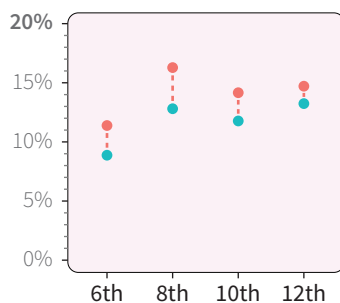
Student Risk Perception Is Lower in Rural Districts

All grades in NKCES rural districts show a lower risk perception of alcohol, cannabis, cigarettes, and vaping. Risk perception of cannabis is often the lowest, especially in the higher grades.



Rural Youth Suicidal Ideation is Higher in Rural Districts

All grades in NKCES rural districts had a higher percentage of students who responded that they had seriously considered suicide in the past year compared to urban/suburban districts.



CONCLUSIONS

Data indicates that rural districts have a higher need of services than urban/suburban districts. NKISP is providing support to students and schools to help address youth mental health and substance use in these districts.

*Data for the above visuals sourced from the 2021 KIP Survey and show NKCES-specific districts